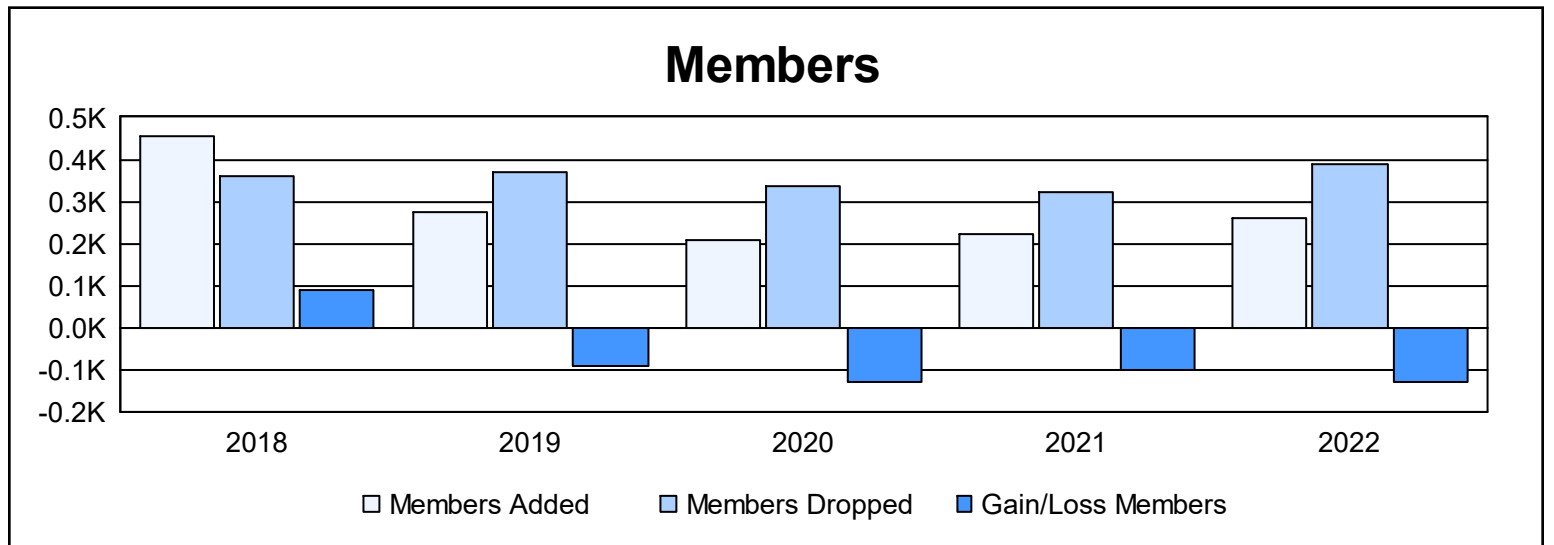
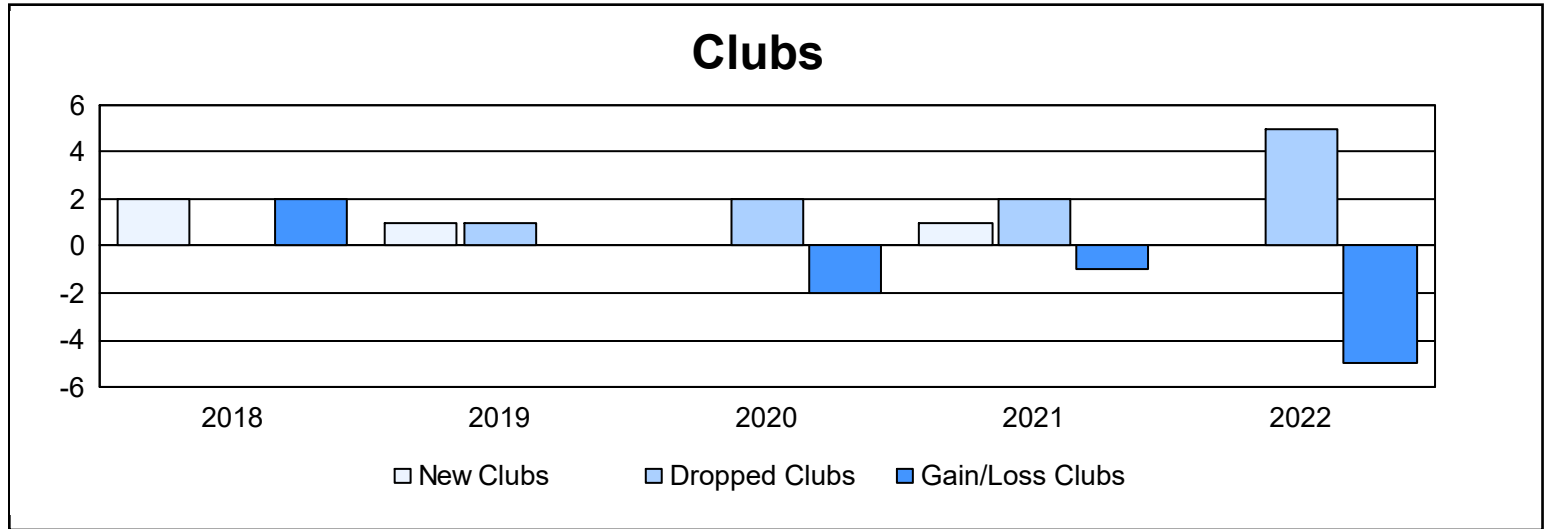
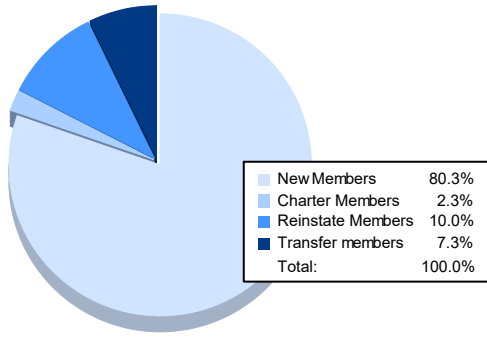


Year	New Clubs	Dropped Clubs	Gain/ Loss Clubs	New Members	Charter Members	Reinstate Members	Transfer Members	Total Member Added	Total Members Dropped	Gain/ Loss Members
2017-2018	2	0	2	272	128	22	31	453	362	91
2018-2019	1	1	0	220	30	4	20	274	367	-93
2019-2020	0	2	-2	152	4	30	20	206	334	-128
2020-2021	1	2	-1	169	21	19	14	223	324	-101
2021-2022	0	5	-5	208	6	26	19	259	387	-128
<b>Average</b>	<b>1</b>	<b>2</b>	<b>-1</b>	<b>204</b>	<b>38</b>	<b>20</b>	<b>21</b>	<b>283</b>	<b>355</b>	<b>-72</b>



### Membership Composition June 2022 Cumulative



### Gender Composition June 2022 Cumulative

